

Changing Dynamics of Immigration:

Trends and Issues in Montgomery County:



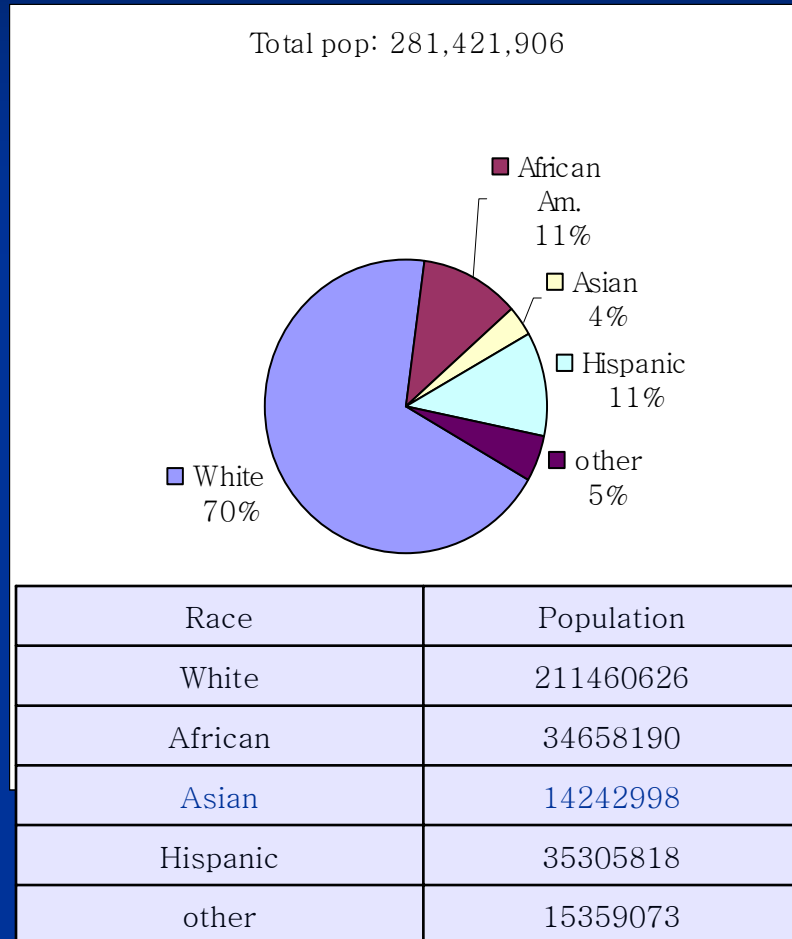
After CHHA Training Graduation (June 2005)

Im Ja Choi

Founder and Executive Director
Penn Asian Senior Services

American Demographics:

- Total U.S. Population is at 281.4 million (US Census 2000)
- Asians comprise 11.9 million or 4.2% of the US population of 281.4 million (US Census 2000)
- Asian population is currently at 14 million (Census Facts for Feature Update, May 2006)
- Fastest growing ethnic group in the US, with growth rate of 63.24% from 1990 – 2000



Source:U.S. Census Bureau,2005 American Community Survey

Geographic Distribution

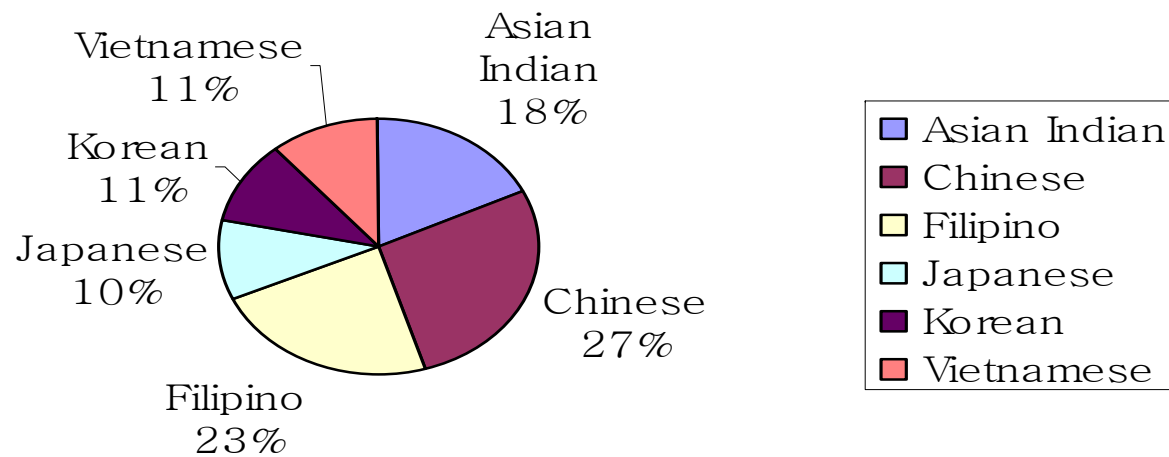
- 51% of Asians live in California, New York, and Hawaii
- Enclaves of Asian communities (i.e., *Chinatown*, *Koreatown*, and *Little Saigon*) in major cities provide opportunities to promote culture and heritage
- In Pennsylvania, 2.2% or 266,757 of the 12.4 million population are Asians (2000 US Census)
- As of 2005, Asians in the Greater Delaware area include: Asian Indian (55,600), Chinese (50,000) Korean (33,000), Vietnamese (27,000), and Filipino (17,000)

Top 8 foreign languages spoken at home in America

1	Spanish
2	Chinese
3	French
4	German
5	Tagalog
6	Vietnamese
7	Italian
8	Korean

Diversity within Asians

Chinese (2.7 million), Filipino (2.4 million), Asian Indian (1.9 million), Vietnamese (1.2 million), Korean (1.2 million), Japanese



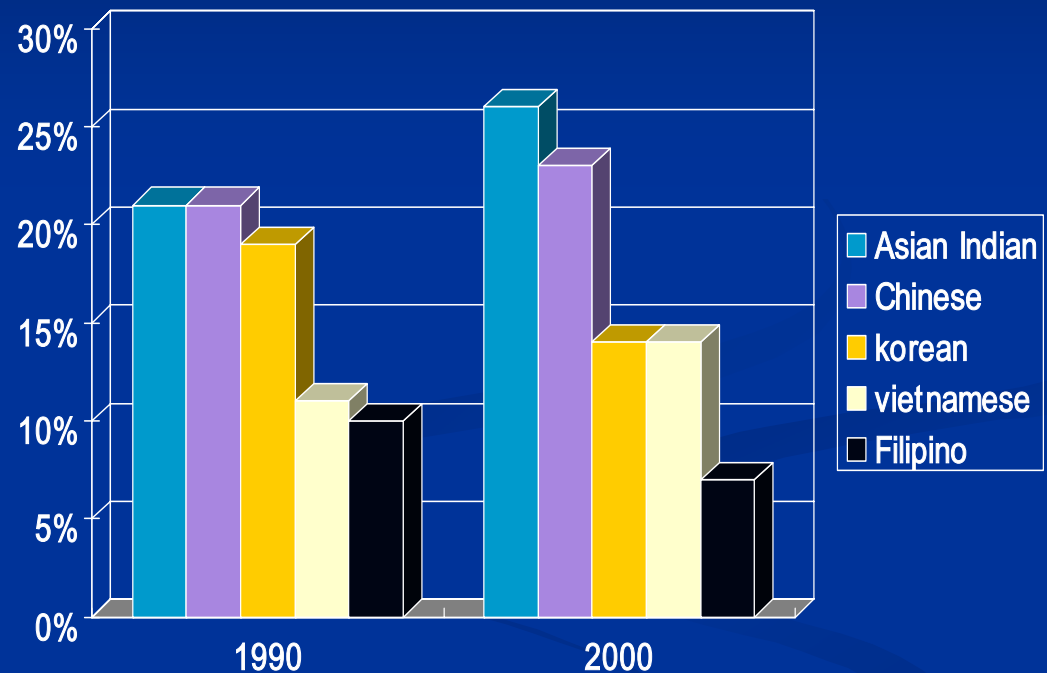
- 69% of Asians are foreign born
- 79% of 9.5 million Asians, 5 years and over, speak a language other than English at home; about 40% spoke English *less than very well*
- At least 90% of Asian seniors (&100% of PASSi's patients) 65 or over have limited English Proficiency

Pennsylvania

- In 2000, Asians in Pennsylvania numbered 219,813, which include Asian Indian (26%), Chinese (23%), Korean (14%), Vietnamese (14%), Filipino (7%)

- In 1990, Asians in Pennsylvania numbered 133,246, which include Chinese (21%), Asian Indian (21%), Korean (19%), Vietnamese (11%), Filipino (10%)

- Between the 10-year period, 1990-2000, the Asian population in Pennsylvania increased by 65%, with the Chinese population increasing by 72%, Vietnamese and Asian Indian populations doubling, and the Koreans by 24%



Asian
Population:
133,246
Pennsylvania in 1990

Asian
Population:
219,813
Pennsylvania in 2000

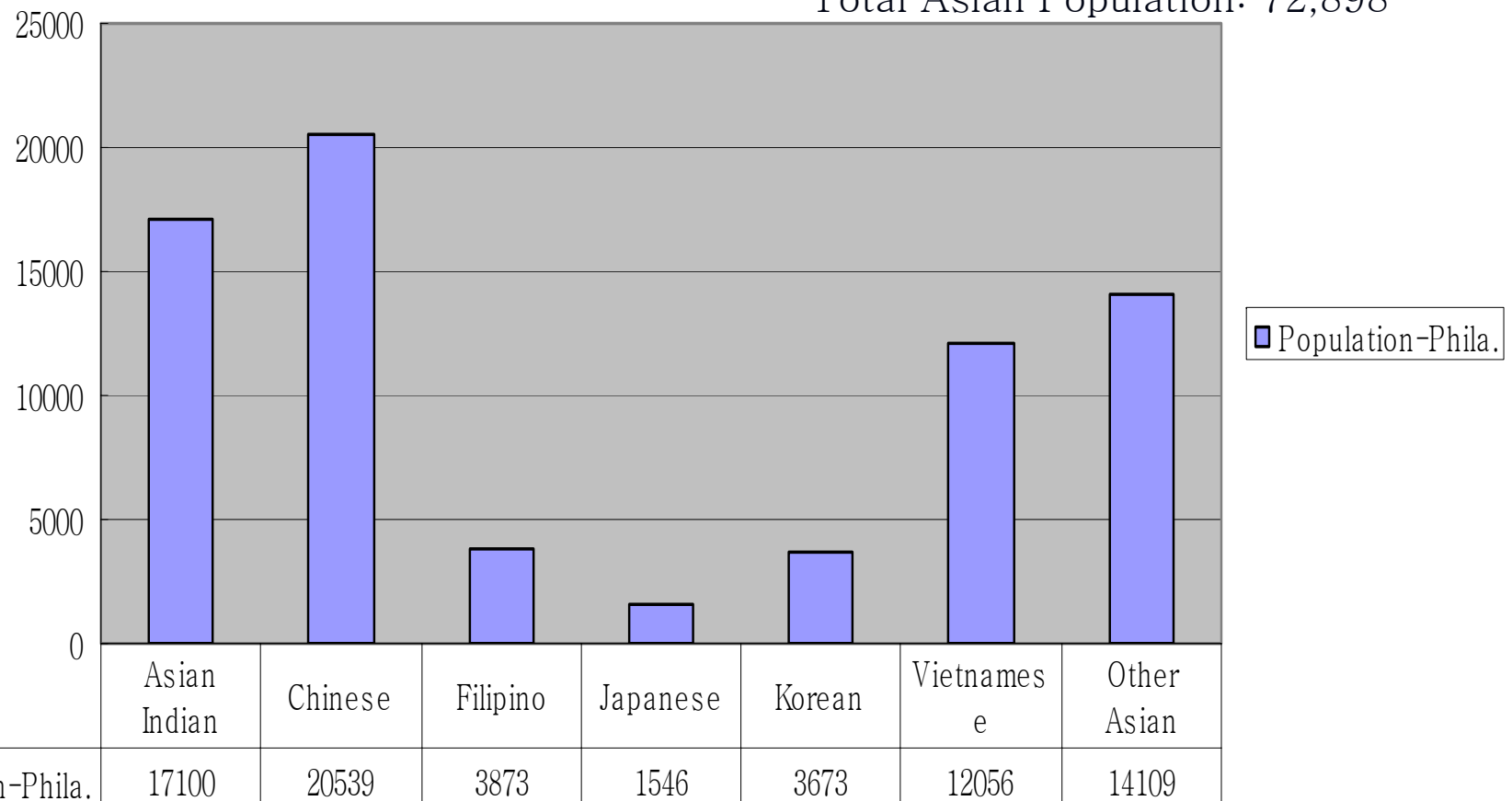
11,881,693

12,281,054

Philadelphia

Population-Phila. Total Population:1,406,415

Total Asian Population: 72,898



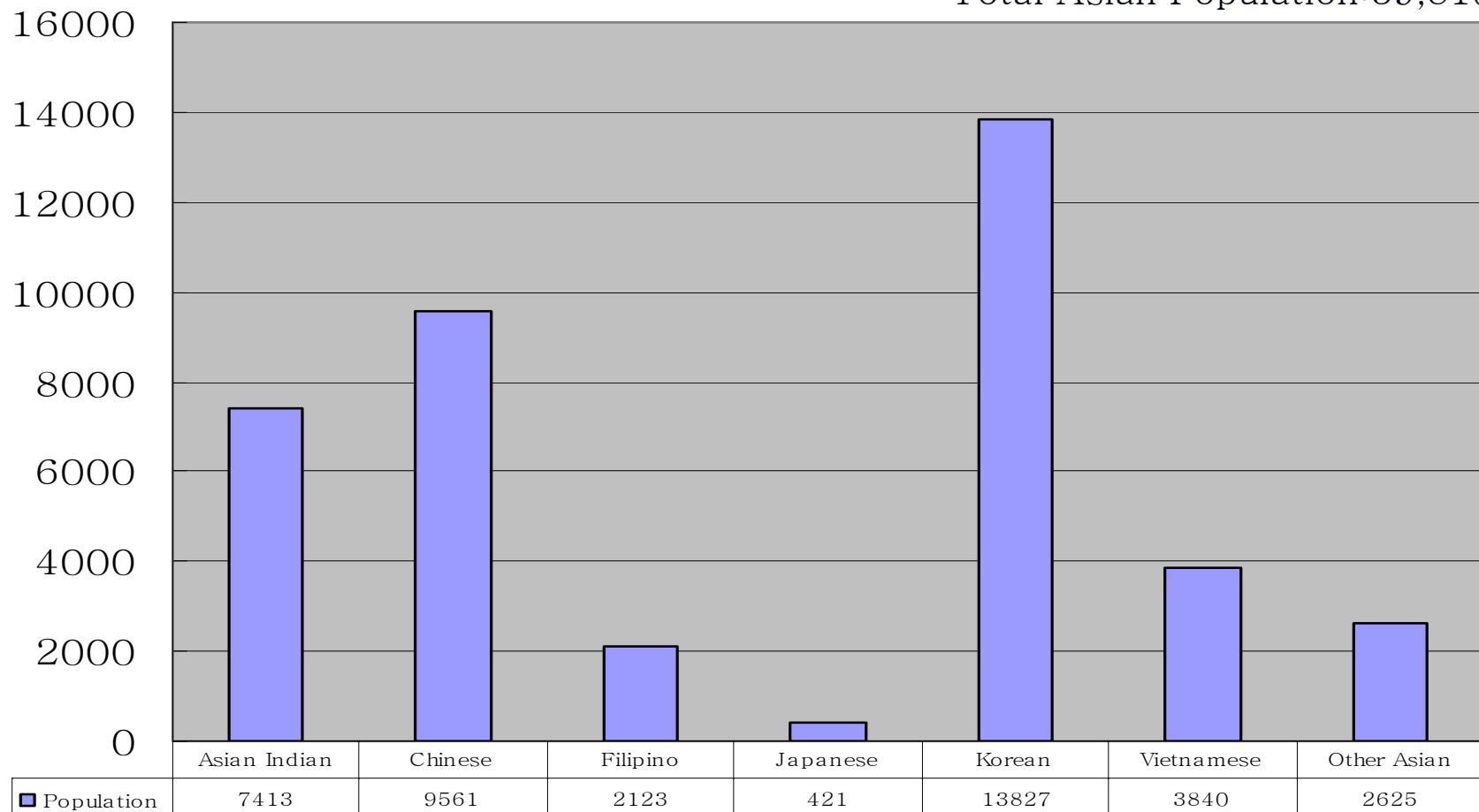
Source:U.S. Census Bureau,2005 American Community Survey

Montgomery County, PA

Population

Total Population:775,883

Total Asian Population:39,810



Source:U.S. Census Bureau,2005 American Community

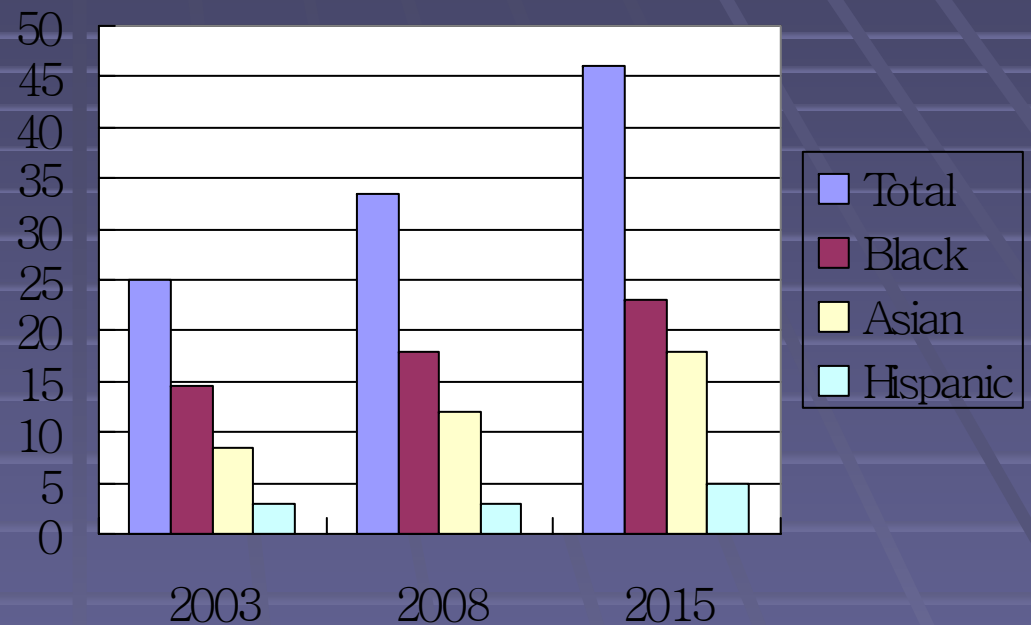
Asian Demographics

Montgomery County

- Montgomery County has the second largest foreign-born population in the region, home to a large and growing African American, Korean, Puerto Rican, and Indian population
- 4.9% or about 38,000 of Montgomery County's 775,883 population are Asians (2005 US Census population estimate)
- Considering Pennsylvania has only 2.2% Asian population, Montgomery County's 4.9 % Asian ratio is 223% higher than the State's (US Asian ratio 4.2%) There are over 75 Korean churches in Montco alone
- Montgomery County has 141,815 persons that are 60 years and older, the third highest county in Pennsylvania; the Asian population over age 85 has grown by 200%, the same as other ethnic and minority groups (Montgomery Aging and Adult Services)

Next Ten Years in Montgomery County ...

- Diversity will continue to grow
- Minority Residents will increase from 10% to almost 16% of the population



	2003	2008	2015
Total	25	33.5	46
Black	14.5	18	23
Asian	8.5	12	18
Hispanic	3	3	5

ICN BoomerANG Project Presentation
 Making Community Connections; Aging's Next Generation
 March 2005

Social Issues

- Inability to receive information and access social service due to lack of English fluency
 - Not proficient in English: Cambodian, Hmong or Laotian (44%), Vietnamese (40%), Koreans (33%), Chinese (31%), Japanese (10%), Asian Indians (8.4%), Filipinos (7%)
 - Lack of Needed Interpretation and translations: Hospitals, Social Services & Government system
No State Certified Court Interpreter in PA

Employment Issues

- Hard working, but lack of available jobs forced them to work in low wage, (even below minimum wage) for longer hours in poor working condition
 - Living in Poverty: Cambodian, Hmong or Laotian (22%), Koreans (16%), Vietnamese (14%), Chinese (13%), Japanese (9%), Asian Indians (8%), Filipinos (7%)
 - Receiving Public Assistance: Cambodian, Hmong, Laotian (10%), Vietnamese (5%), Chinese (2%), Koreans (2%), Filipinos (2%), Asian Indian (1%), Japanese (1%)

Senior Issues

- Myth: Asian families are self contained
- Lack of available facility to meet the need of aging Asian population (Senior Center, Independent Housing, and Nursing homes,
 - ie: Sandy Hill Terrace, Norristown (low income senior housing, 175 Units, 103 people on waiting list, 9-12 month waiting period)
- Nursing homes in the region are not equipped to meet the essential needs for Asian Seniors such as ethnic food and bilingual staffs.

Health Issues

- East Asians immigrants are at higher risk in for the following illness
 - Approximately 1 in 7, or nearly 100,000 East Asians tested positive for Hepatitis B (highly contagious, preventable by vaccine)
 - Due to smaller born structure and dietary habits, Asian Women are more prone to Osteoporosis than American average.

Conclusion

While there is no quick answer to all of the issues, by recognizing the problems, we can certainly respond to many of the issues by simply connecting government/main stream institutions and community based ethnic organizations.

While young Asian children graduate with top honors in their high schools and colleges and go on to pursue their professional career, newer immigrants step in to fill the entry level jobs.

This new Asian population is also bringing a vitality to the local economy. i.e. Assi Plaza, Lansdale, has over 350 employees with 15 retail stores, Han Arum Shopping Center in Elkins Park 25 retail and business hires close to 500 workers.

It all began with Pilgrims, but now Asian Americans are bringing a new tradition and innovation to the American landscape. This new trend will make America a stronger and even more beautiful as one nation under god.